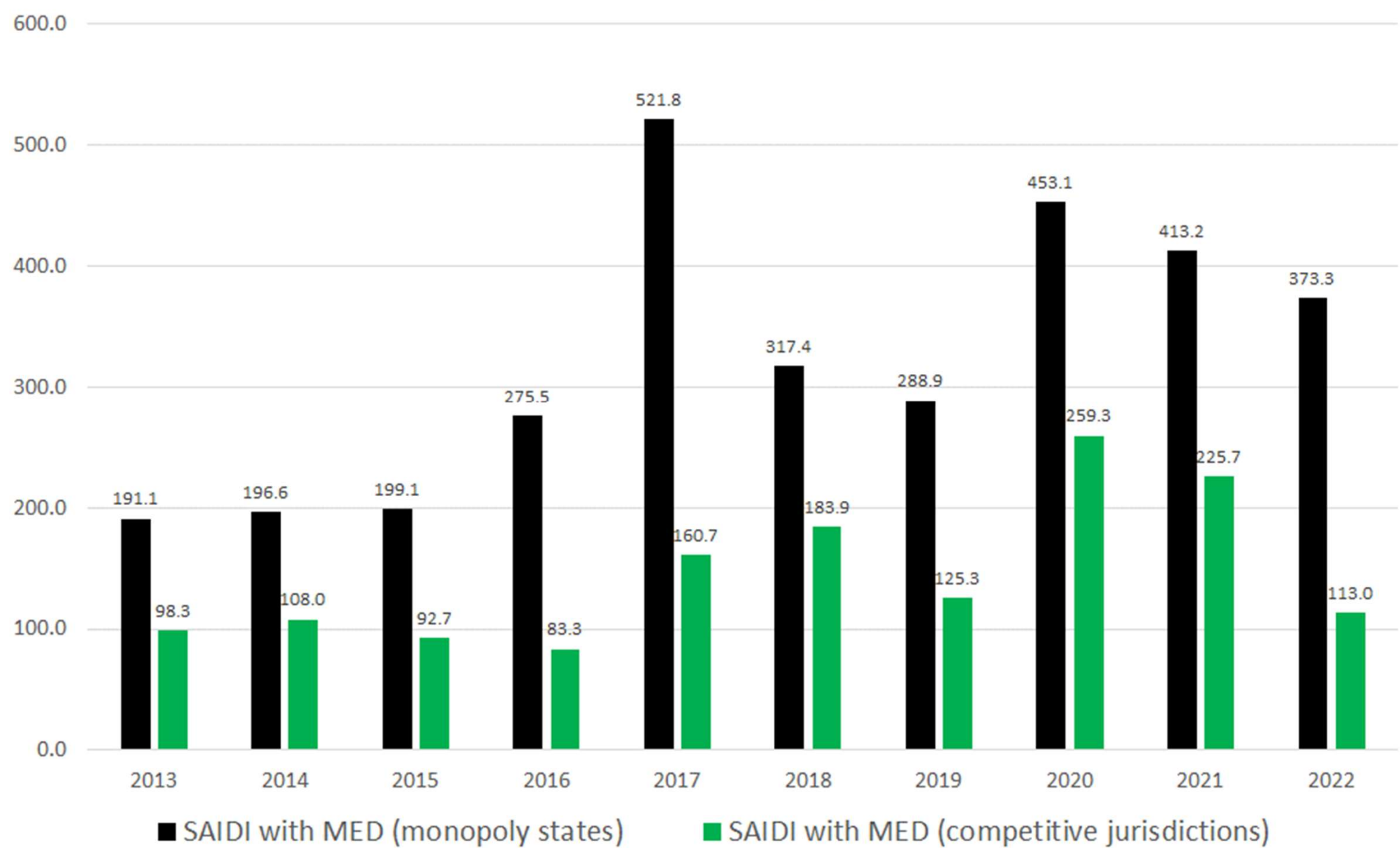


SAIDI with MED Comparison



General Definitions:

SAIDI - System Average Interruption Duration Index. SAIDI is the average number of minutes a customer is interrupted in a year.

MED – Major Event Days. When the data talks about with or without MED, it means counting or not counting the outage events associated with major events.

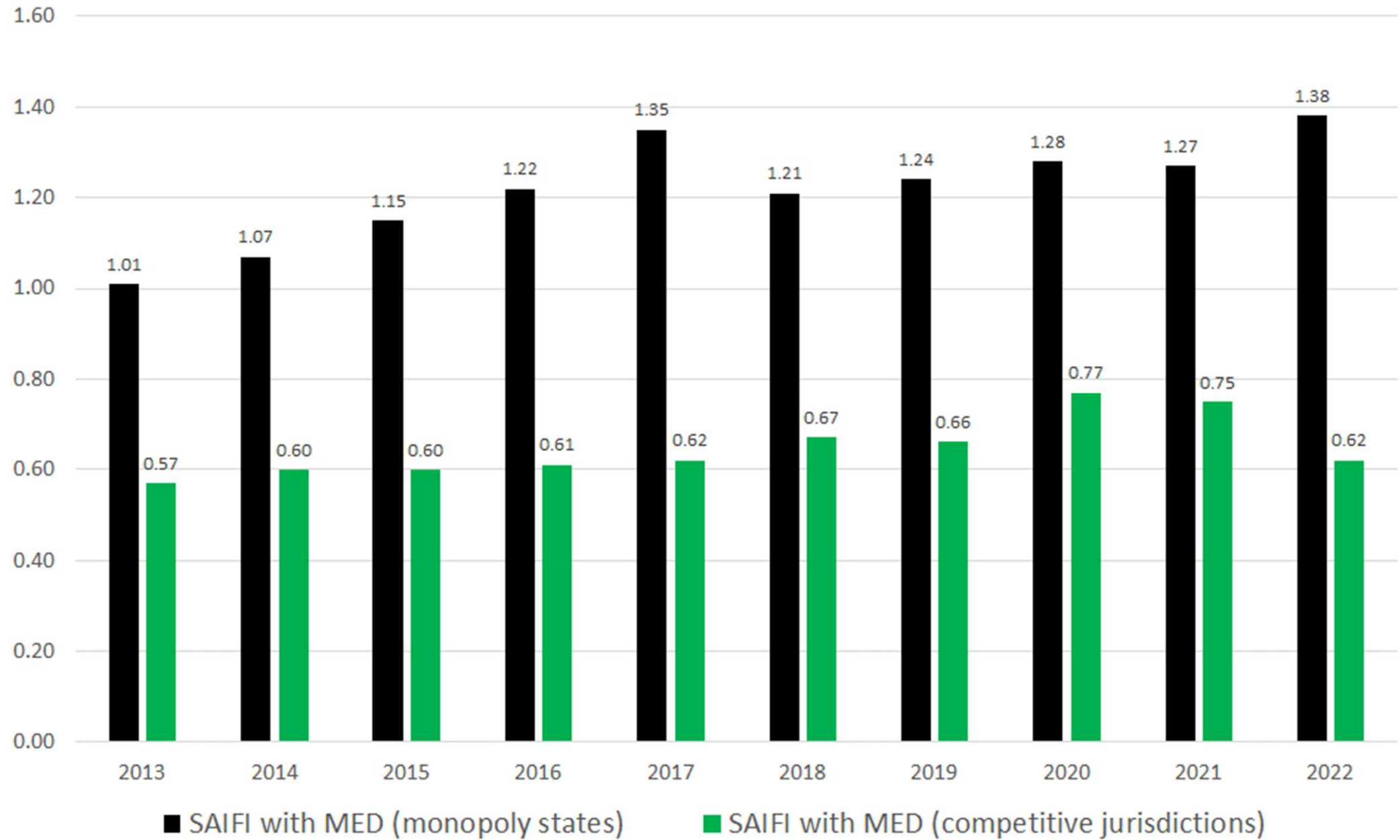
Glossary of terms:

SAIDI with MED - Average yearly duration of outages, in minutes, including major event days.

Additional information on the three metrics: (source: WIKI)

The **System Average Interruption Duration Index** (SAIDI) is commonly used as a reliability indicator by electric power utilities. SAIDI is the average outage duration for each customer served. SAIDI is measured in units of time, often minutes or hours. It is usually measured over a year, and according to IEEE Standard 1366-1998, the median value for North American utilities is approximately 1.50 hours

SAIFI with MED Comparison



■ SAIFI with MED (monopoly states)

■ SAIFI with MED (competitive jurisdictions)

General Definitions:

SAIFI - System Average Interruption Frequency Index. SAIFI is the average number of interruptions that a customer experiences.

MED – Major Event Days. When the data talks about with or without MED, it means counting or not counting the outage events associated with major events.

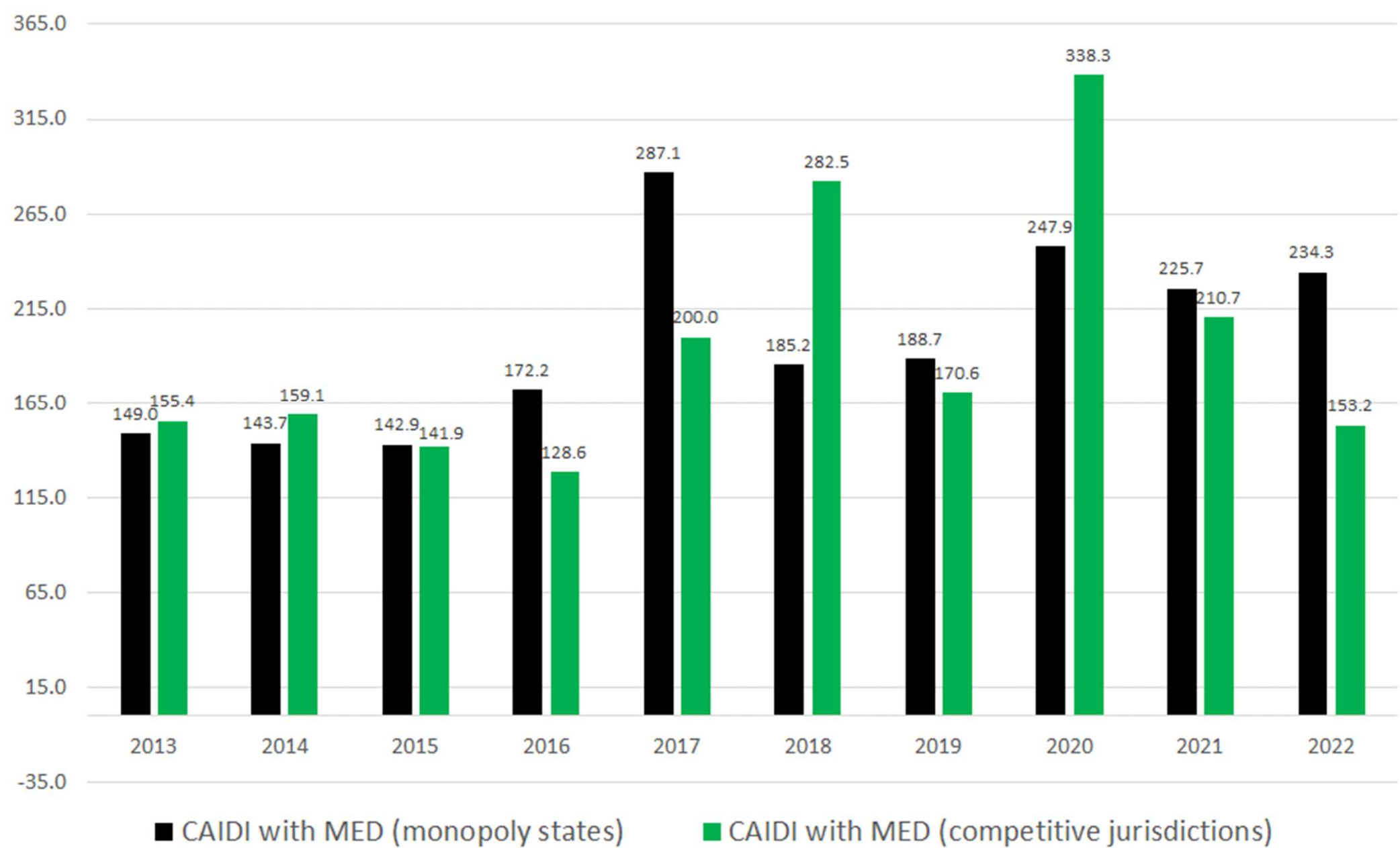
Glossary of terms:

SAIFI with MED - Average yearly frequency of outages, including major event days.

Additional information on the three metrics: (source: WIKI)

The **System Average Interruption Frequency Index (SAIFI)** is commonly used as a reliability indicator by electric power utilities. SAIFI is the average number of interruptions that a customer would experience. SAIFI is measured in units of interruptions per customer. It is usually measured over a year, and according to IEEE Standard 1366-1998, the median value for North American utilities is approximately 1.10 interruptions per customer.

CAIDI with MED Comparison



■ CAIDI with MED (monopoly states)

■ CAIDI with MED (competitive jurisdictions)

General Definitions:

CAIDI - Customer Average Interruption Duration Index. CAIDI indicates the average outage duration that a customer experiences. If CAIDI is improved, there will be fewer outages and for a shorter time, which means the customers will be happier for a longer time.

MED – Major Event Days. When the data talks about with or without MED, it means counting or not counting the outage events associated with major events.

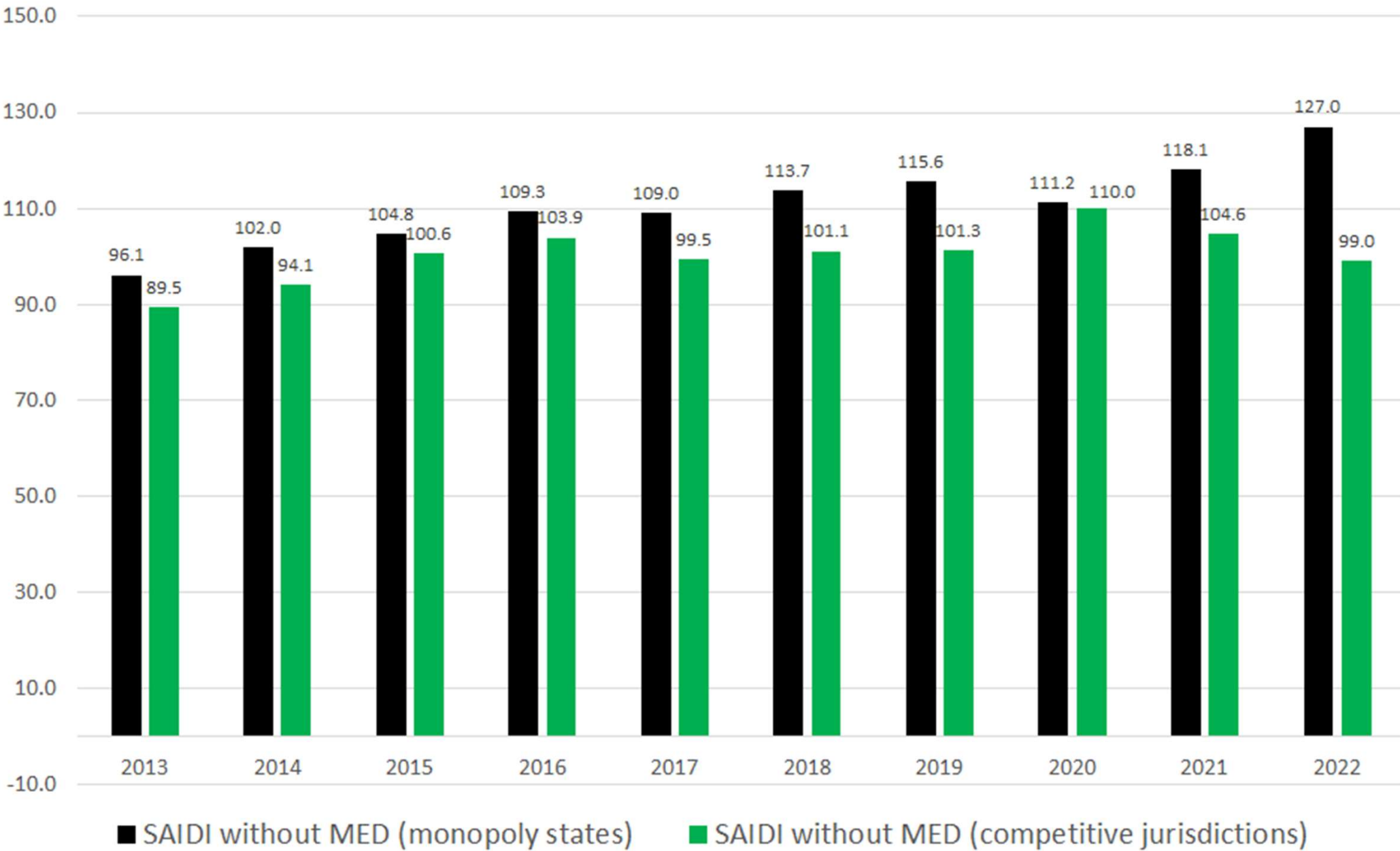
Glossary of terms:

CAIDI with MED - SAIDI/SAIFI, including major event days.

Additional information on the three metrics: (source: WIKI)

The **Customer Average Interruption Duration Index (CAIDI)** is a reliability index commonly used by electric power utilities. It is related to SAIDI and SAIFI. In other words, CAIDI gives the average outage duration that any given customer would experience. CAIDI can also be viewed as the average restoration time. CAIDI is measured in units of time, often minutes or hours. It is usually measured over a year, and according to IEEE Standard 1366-1998, the median value for North American utilities is approximately 1.36 hours.

SAIDI without MED Comparison



The information presented in this document represents the views of RESA as an organization and may not necessarily reflect the views of any particular RESA member.

General Definitions:

SAIDI - System Average Interruption Duration Index. SAIDI is the average number of minutes a customer is interrupted in a year.

MED – Major Event Days. When the data talks about with or without MED, it means counting or not counting the outage events associated with major events.

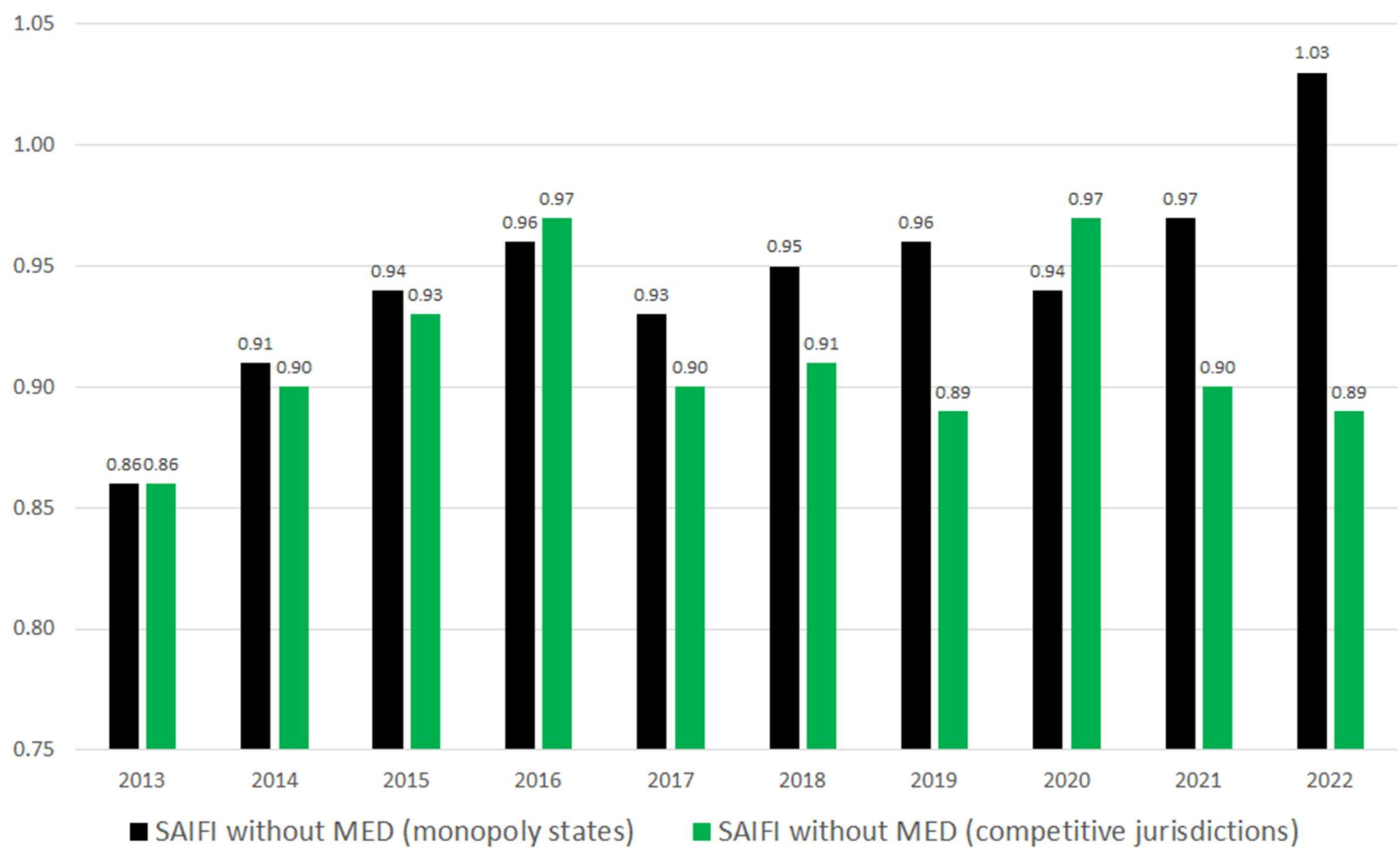
Glossary of terms:

SAIDI with MED - Average yearly duration of outages, in minutes, including major event days.

Additional information on the three metrics: (source: WIKI)

The **System Average Interruption Duration Index (SAIDI)** is commonly used as a reliability indicator by electric power utilities. SAIDI is the average outage duration for each customer served. SAIDI is measured in units of time, often minutes or hours. It is usually measured over a year, and according to IEEE Standard 1366-1998, the median value for North American utilities is approximately 1.50 hours

SAIFI without MED Comparison



General Definitions:

SAIFI - System Average Interruption Frequency Index. SAIFI is the average number of interruptions that a customer experiences.

MED – Major Event Days. When the data talks about with or without MED, it means counting or not counting the outage events associated with major events.

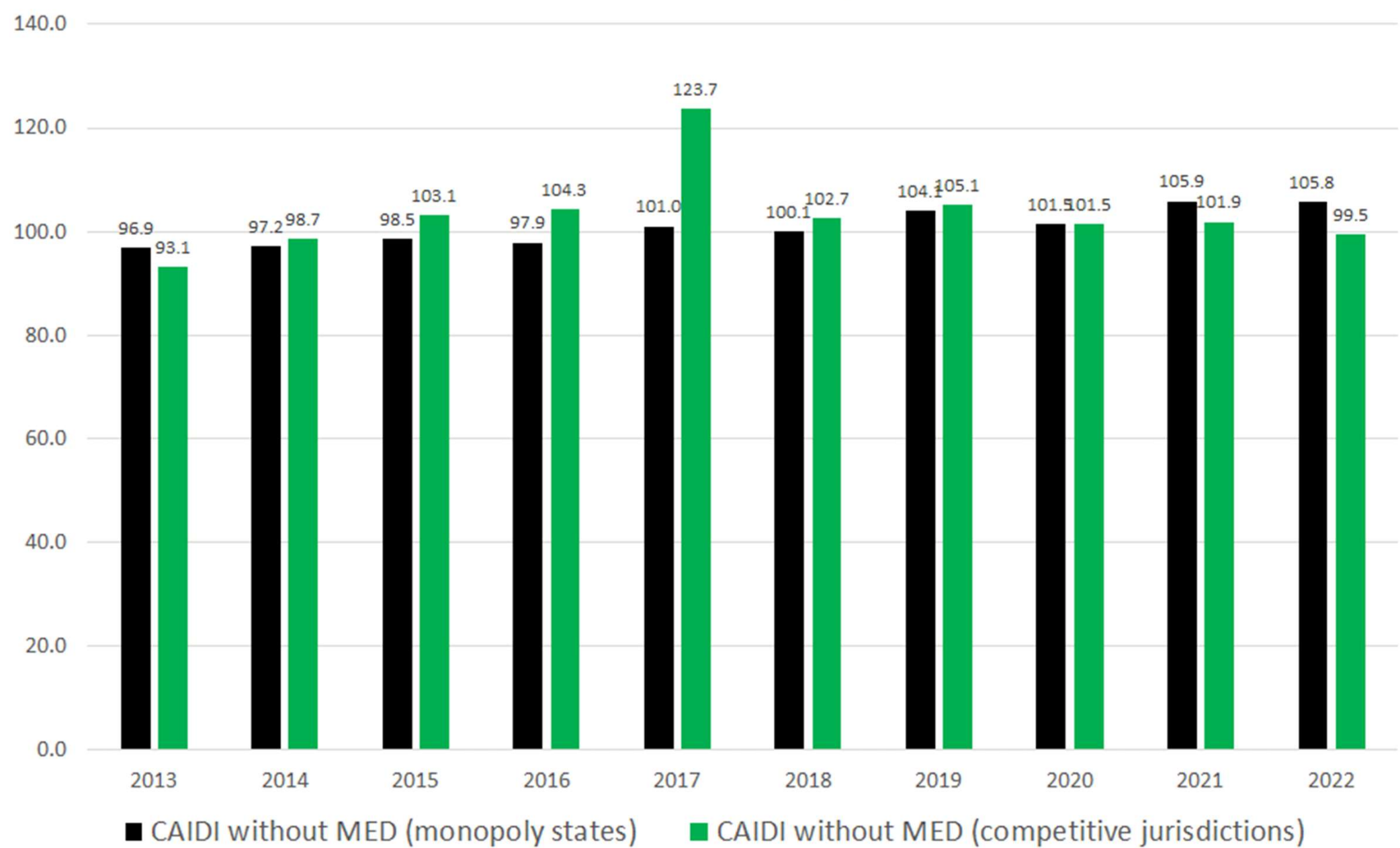
Glossary of terms:

SAIFI with MED - Average yearly frequency of outages, including major event days.

Additional information on the three metrics: (source: WIKI)

The **System Average Interruption Frequency Index (SAIFI)** is commonly used as a reliability indicator by electric power utilities. SAIFI is the average number of interruptions that a customer would experience. SAIFI is measured in units of interruptions per customer. It is usually measured over a year, and according to IEEE Standard 1366-1998, the median value for North American utilities is approximately 1.10 interruptions per customer.

CAIDI without MED Comparison



General Definitions:

CAIDI - Customer Average Interruption Duration Index. CAIDI indicates the average outage duration that a customer experiences. If CAIDI is improved, there will be fewer outages and for a shorter time, which means the customers will be happier for a longer time.

MED – Major Event Days. When the data talks about with or without MED, it means counting or not counting the outage events associated with major events.

Glossary of terms:

CAIDI with MED - SAIDI/SAIFI, including major event days.

Additional information on the three metrics: (source: WIKI)

The **Customer Average Interruption Duration Index (CAIDI)** is a reliability index commonly used by electric power utilities. It is related to SAIDI and SAIFI. In other words, CAIDI gives the average outage duration that any given customer would experience. CAIDI can also be viewed as the average restoration time. CAIDI is measured in units of time, often minutes or hours. It is usually measured over a year, and according to IEEE Standard 1366-1998, the median value for North American utilities is approximately 1.36 hours.